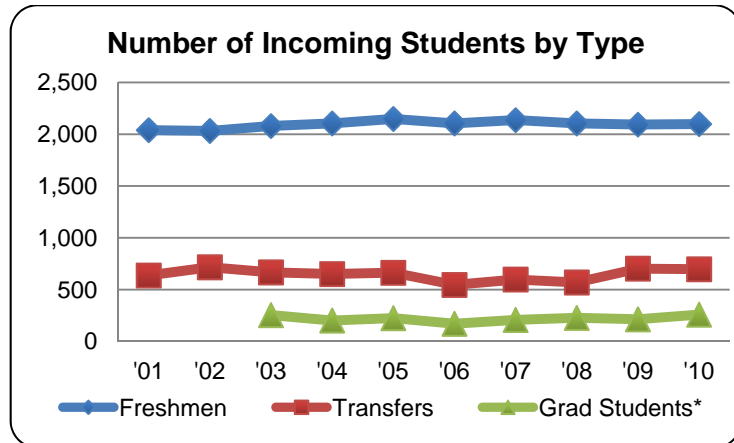


## Incoming Student Enrollment

Over the past 10 years, the total number of incoming undergraduates has grown by 4.4%, from 2,676 in fall 2001 to 2,795 in fall 2010. The number of incoming graduate students has increased slightly from 255 in fall 2003, to 259 in fall 2010\*.

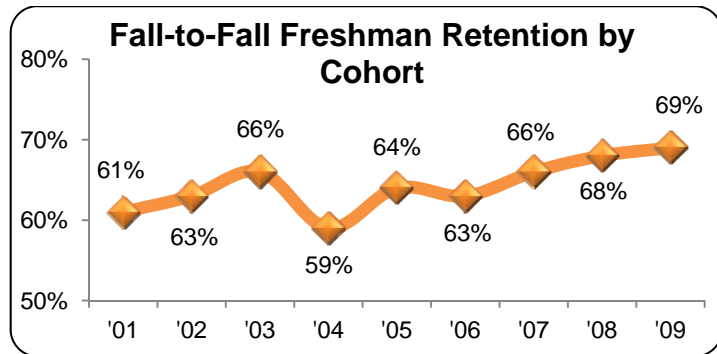
- 3% increase of incoming freshmen students
- 9% increase of incoming transfer students
- 1.6% increase of incoming graduate students



\*New Graduate Student enrollment not available prior to fall 2003.

## Freshman Retention

The 1-year retention rate of the fall 2009 freshman cohort reached an all-time high of 69%.



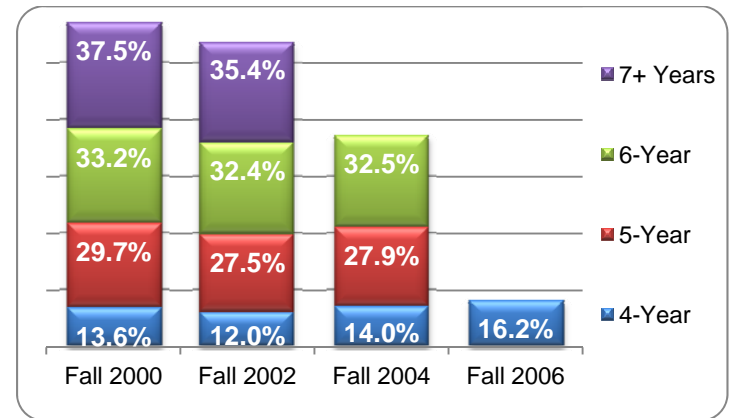
## Undergraduate Student Enrollment

Over the past 10 years, overall undergraduate enrollment has increased by more than 12%, from 8,783 in fall 2001 to 9,846 in fall 2010.

| Fall Semesters:     | 2001  | 2010  | % Change |
|---------------------|-------|-------|----------|
| Business            | 1,648 | 1,661 | <1%      |
| Education & HS      | 1,399 | 1,367 | -2%      |
| Liberal Arts        | 1,956 | 2,165 | 11%      |
| Nursing & HP        | 988   | 2,218 | 124%     |
| Science & Eng       | 709   | 1,117 | 58%      |
| University Division | 1,983 | 1,273 | -36%     |
| Extended Services   | 27    | 45    | 66%      |

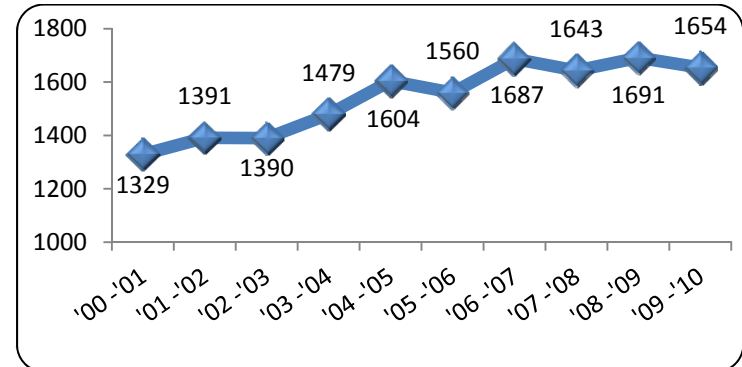
## Graduation Rates

Compared with the fall 2000 cohort, the fall 2006 4-year graduation rate has risen by 2.6% points. The cumulative 6-year rate has decreased slightly from 33.2% to 32.5% for the fall 2004 cohort.



## Degrees Awarded – Academic Year 2000-01 to 2009-10

Since 2000-01, the number of USI degrees awarded has increased 24.5%, up from 1,329 to 1,654 in 2009-10.



## Most Popular Bachelor's Degrees by College

| Academic Year 2000-2001                            | Academic Year 2009-2010        |
|--|--------------------------------|
| <b>College of Business</b>                         |                                |
| Business Administration (118)                      | Acct. & Profess. Services (72) |
| Accounting (58)                                    | Business Administration (70)   |
| Computer Info. Systems (50)                        | Marketing (53)                 |
| <b>College of Education &amp; Human Services</b>   |                                |
| Elementary Education (133)                         | Elementary Education (120)     |
| Social Work (32)                                   | Social Work (47)               |
| Physical Ed. (Teaching) (12)                       | Early Childhood Ed. (15)       |
| <b>College of Liberal Arts</b>                     |                                |
| Psychology (59)                                    | Public Relations & Adv. (52)   |
| Public Relations & Adv. (56)                       | Art (50)                       |
| Sociology (34)                                     | Psychology (37)                |
| <b>College of Nursing &amp; Health Professions</b> |                                |
| Health Services (58)                               | Nursing (92)                   |
| Nursing (57)                                       | Health Services (84)           |
| Occupational Therapy (26)                          | Radiologic Imaging Sci. (34)   |
| <b>College of Science &amp; Engineering</b>        |                                |
| Biology (21)                                       | Biology (42)                   |
| Mathematics (12)                                   | Engineering (18)               |
| Electrical Engineering Tech.(7)                    | Industrial Supervision (12)    |

\*Number in ( ) indicates the number of degrees awarded in the academic year.